

Guide to register in E-learning Parents' Portal

Steps:

1. Go to <http://lms.asknlearn.com/dlss/>
2. Click on the "Parents' Portal" link.

3. Key in UserID and password.
 - UserID: Child's NRIC
 - Default Password: parents

Note: **Only one parent can register and link to one child account.**

4. Click on the "Sign In" button.



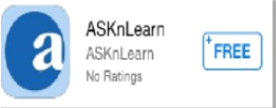

5. For parents signing in for the first time, the page on the right will have to be filled out. Confirmation will be shown once registration is successful.

Parents' Portal Link

6. Parents can acknowledgement the messages send by school (Refer to Annex C for steps to access the Parent Notification letters).


Guide to Parents' Portal (App Version) Annex C

Step 1: Installing ASKnLearn application in iOS or Android devices

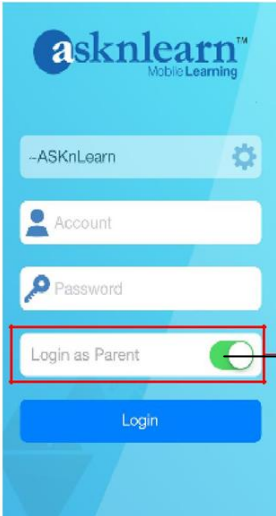
Installing App in iOS devices	Installing App in Android devices
 <p>1. Launch 'App Store' on your device.</p>	 <p>1. Launch 'Play Store' on your device.</p>
<p>2. Type in 'ASKnLearn' within the search field to search for the application.</p>	<p>2. Type in 'ASKnLearn' within the search field to search for the application.</p>
 <p>3. Select download.</p>	 <p>3. Select download.</p>

Step 2: Logging in to Parents' Portal using ASKnLearn application and First-time Login

4. Launch 'ASKnLearn' application on your device.
5. Key in the name of 'De La Salle' within the 'Organization' field box and select 'Next'.
6. Key in your account and password details. Do remember to indicate your account profile.



Key in 'De La Salle'

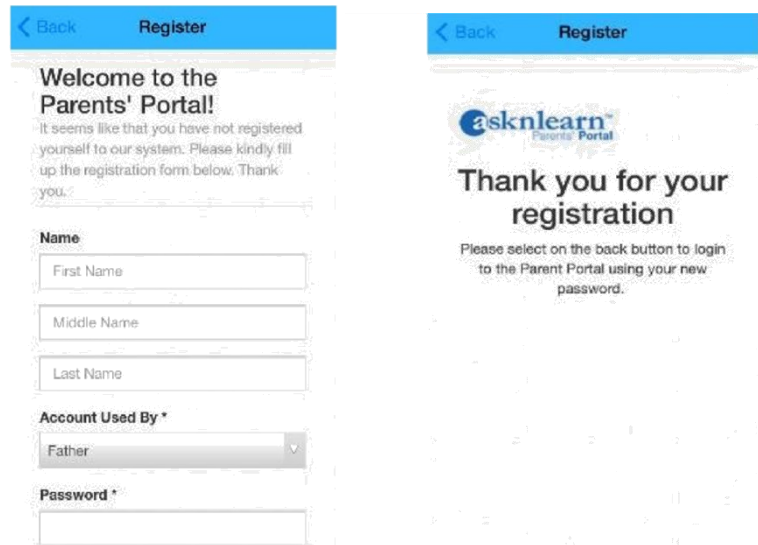


Toggle to select account profile
[ON] Login as Parent
[OFF] Login as Student / Teacher

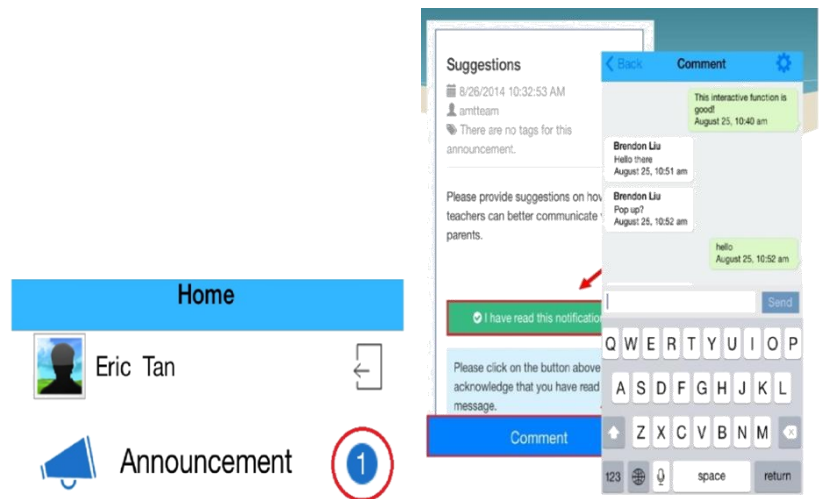
- UserID: Child's NRIC
- Default Password: parents

Note: Only one parent can register and link to one child account.

- For parents who are logging in for the first time, the page below will have to be filled out. Confirmation will be shown once registration is successful.



- Parents can acknowledgement the messages sent by the school.



Additional features (Web version)

Annex D

1. eReports for Parents

Parents can view the following:

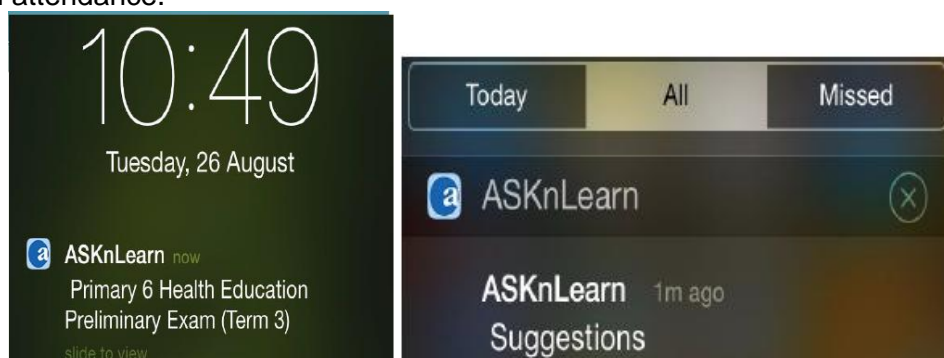
- Ongoing and completed tasks assigned to students
- Child's attendance
- Child's logon report

Weeks	Number of logons	Time spent
Week 1	0	0 minute
Week 2	0	0 minute
Week 3	0	0 minute
Week 4	0	0 minute
Week 5	0	0 minute

Additional features (App version)

1. Push notification

- Parents can choose to receive push notification about the latest announcements, lessons, quiz, survey and attendance.



2. eReports for Parents

Parents can view the following:

- Ongoing and completed tasks assigned to students
- Child's attendance
- Child's logon report

Day	Status
Monday 25/08/2014	N/A
Tuesday 26/08/2014	N/A
Wednesday 27/08/2014	N/A
Thursday 28/08/2014	N/A
Friday 29/08/2014	N/A
Saturday 30/08/2014	N/A

Weeks	Logon Count(s)	Total Duration
Week 1	1	18 minutes
Week 2	0	0 minute
Week 3	2	32 minutes
Week 4	0	0 minute
Week 5	0	0 minute