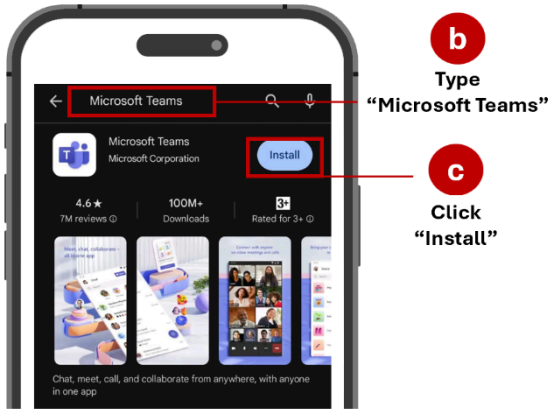


GUIDE TO JOINING MICROSOFT TEAMS MEETINGS

How to Join Microsoft Teams Meetings on Mobile Devices

To participate in meetings, **download the Microsoft Teams mobile app** on your phone or tablet. Attendees can join meetings as guests *without* requiring a Microsoft Teams account. Follow these steps to get started:

Installing the Microsoft Teams App

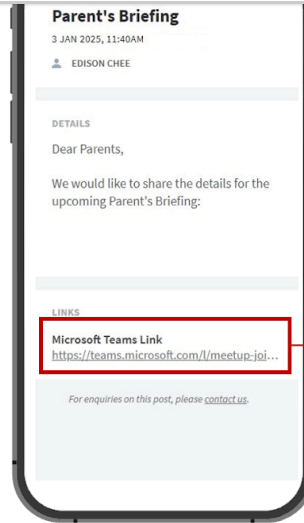
Steps	Illustration
<p>a. <u>Open the App Store:</u></p> <ul style="list-style-type: none"> On iOS devices, open the Apple App Store. On Android devices, open the Google Play Store. <p>b. <u>Search for Microsoft Teams:</u></p> <ul style="list-style-type: none"> Enter "Microsoft Teams" in the search bar. <p>c. <u>Download and Install the App:</u></p> <ul style="list-style-type: none"> Select the Microsoft Teams app from the search results and tap 'Install'. 	

Joining a Meeting as Guest

Step	Illustration
------	--------------

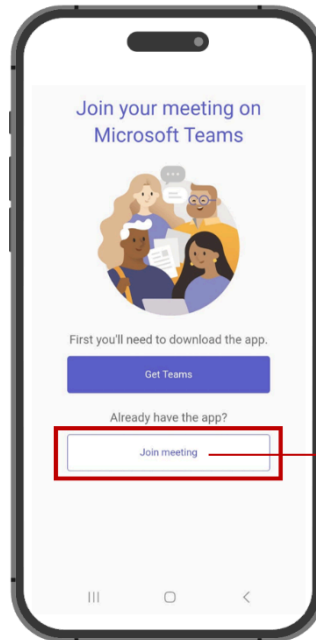
← Guide to Joining Microsoft Teams Meeting.docx

b. Tap "Join Meeting".



1a

Click Microsoft Teams meeting link

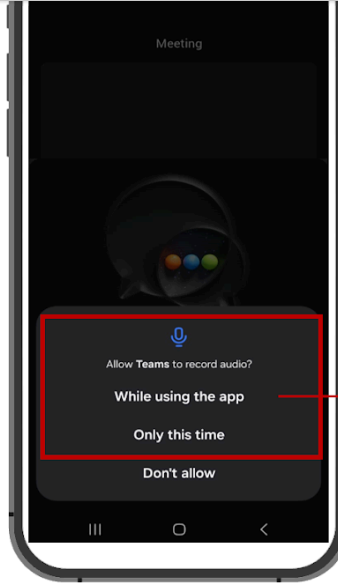


1b

Click "Join meeting"

← Guide to Joining Microsoft Teams Meeting.docx

microphone so you can be heard in the meeting.



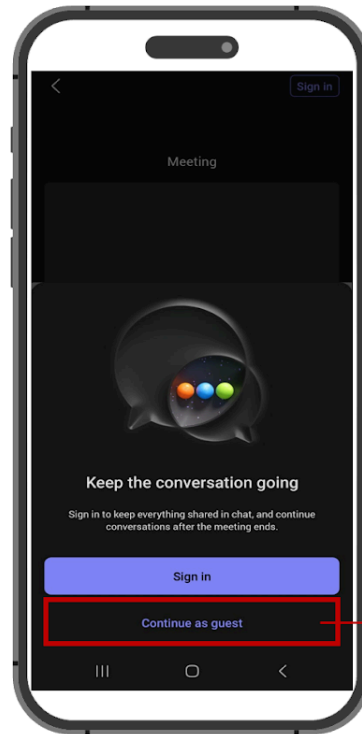
2
Allow Teams to access your mic and

3

Join as a Guest:

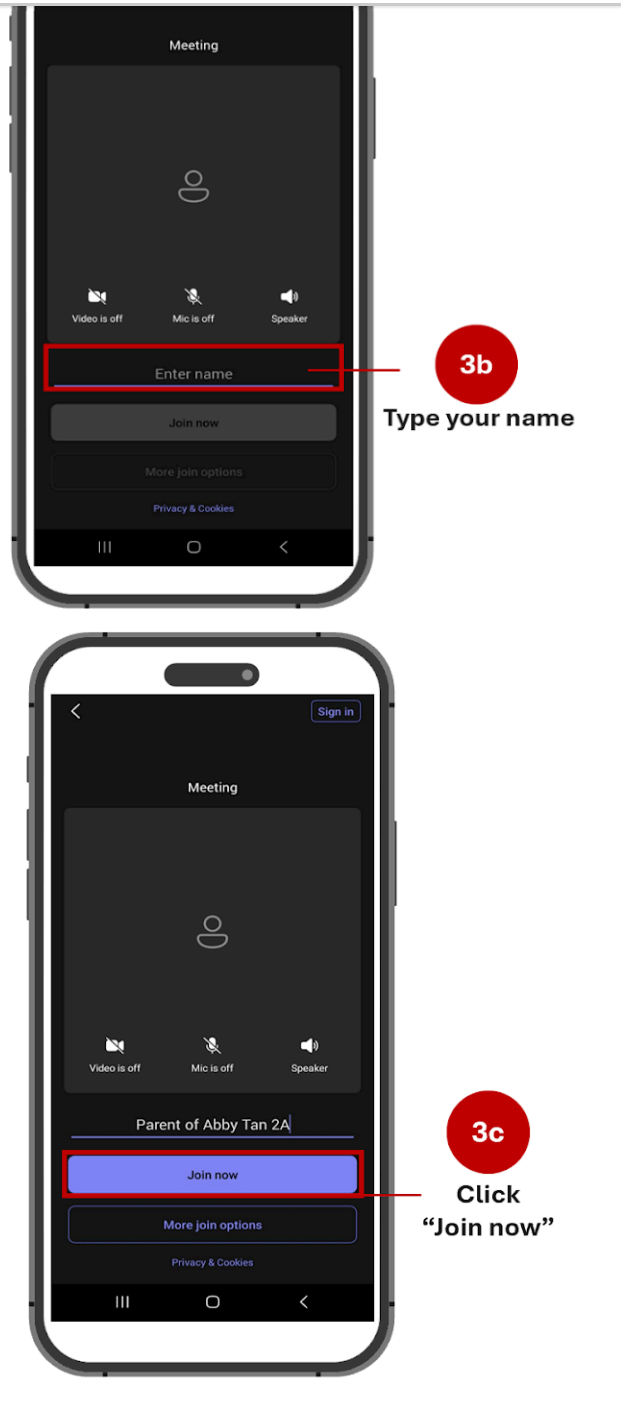
- a. Tap "Join as a Guest"
- b. Type your name
- c. Tap "Join Meeting"

Alternatively, if you have a Teams account, log in to join the meeting.



3a
Click "Continue as guest"

← Guide to Joining Microsoft Teams Meeting.docx



For more detailed guidance, tutorials, and troubleshooting, visit Microsoft's official support page for Teams at this link: [https://support.microsoft.com/en-us/office/join-a-meeting-without-an-account-in-microsoft-teams-](https://support.microsoft.com/en-us/office/join-a-meeting-without-an-account-in-microsoft-teams-c6efc38f-4e03-4e79-b28f-e65a4c039508#ID0EDD=Mobile)



[c6efc38f-4e03-4e79-b28f-e65a4c039508#ID0EDD=Mobile.](https://support.microsoft.com/en-us/office/join-a-meeting-without-an-account-in-microsoft-teams-c6efc38f-4e03-4e79-b28f-e65a4c039508#ID0EDD=Mobile)


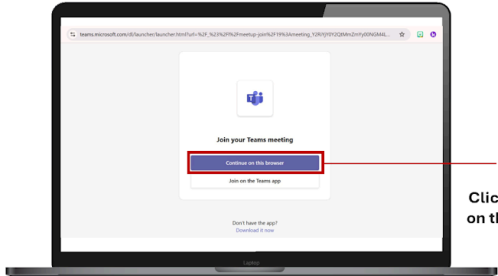
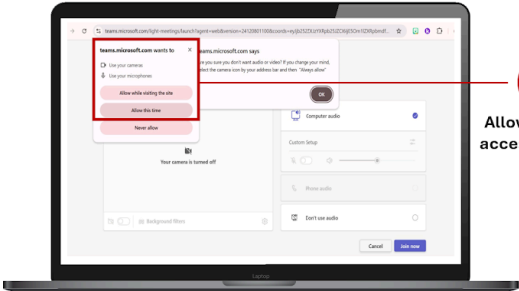
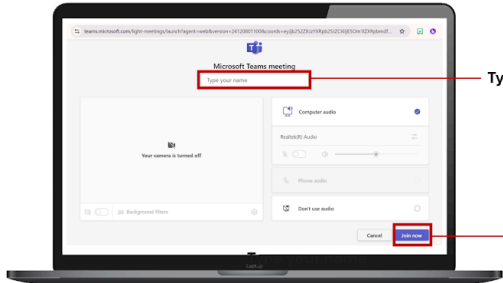
You can also scan the QR code below to access the support page directly:

← Guide to Joining Microsoft Teams Meeting.docx

Having a Microsoft Teams account. Meetings can be attended directly through any web browser.

Follow these steps to get started:

Join the Meeting via Web Browser

Step	Illustration	Illustration
<p>1</p> <p><u>Open the Meeting Invite:</u></p> <p>a. Copy and paste the link into your web browser's address bar. Alternatively, click on the link directly to join the meeting.</p>		 <p>1</p> <p>Copy and paste the link into your web browser's address bar OR Click on the link directly to join the meeting</p>
<p>2</p> <p><u>Choose Your Access Method:</u></p> <p>a. When prompted, select "Continue on this browser."</p>		 <p>2</p> <p>Click "Continue on this browser"</p>
<p>3</p> <p><u>Enable Permissions for Mic and Camera:</u></p> <p>a. You may be prompted to allow access to your microphone and camera. Click "Allow" to enable these so you can fully participate in the meeting.</p> <p>Note: You can disable your microphone and camera at any time during the meeting by clicking their respective icons</p>		 <p>3</p> <p>Allow Teams to access your mic</p>
<p>4</p> <p><u>Enter the Meeting</u></p> <p>a. Type your name</p> <p>b. Tap "Join Meeting"</p>		 <p>4a</p> <p>Type your name</p> <p>4b</p> <p>Click "Join now"</p>

← Guide to Joining Microsoft Teams Meeting.docx



[c6efc38f-4e03-4e79-b28f-e65a4c039508#ID0EDD=Desktop.](https://support.office.com/c6efc38f-4e03-4e79-b28f-e65a4c039508#ID0EDD=Desktop)

You can also scan the QR code below to access the support page directly: